

# Release Notes

MedCen 7.0 Build 109



## MedCen7 Upgrade

Your recent update contained many brand new features. We've received many comments and suggestions some of which we've considered so good that they needed to be incorporated for all as quickly as possible. The comments are paraphrased below and what we've done to the software in response.

### **New Clinical Notes**

*"I hate coding consultations, I know it's optional but for those consults that I think I should code, please make it as easy as possible. Being able to pick an item from the patient's problem list would be good"*

The button that gave the Read Code Finder Tool will now open a menu letting you choose; pick an item from the Patient's problems list, pick an item from a Top20 short list of favourite coded items, or go to the Read Code Finder Tool.

If you add an item to code the consult from the Top20 list or the Read Code Finder Tool, and that item isn't in the Patient's problem list, you'll be asked if you want to add it to the Problems list.

At the bottom of the Top20 list there are two menu items allowing you add or remove an item from the Top20 list.

### **Letter Writer**




*"Older versions of the Letter Writer automatically inserted the To: address into the printed letter, now it doesn't."*

It will now. When you print or preview a letter, if the To: name and first line of address aren't found in the letter body, they'll be inserted at the top. So if you 'forget', it'll be inserted. If you do insert it but not at the top, or insert and change it's font or such, it won't be inserted twice. But if you change in a material way, the inserted To: name or first line of address in a letter body, then a search for 'has the To: info been inserted' won't find it and it could be inserted twice. This 'Auto Insert To: info on print' can be enabled/disabled on the Letter Writers Properties sheet.

*"Usually I'm only using the Letter Writer to write one letter for a patient at a time, it's a (small) pain to have to close the DocManager as well when I finish the letter."*

The Letter Writer can now 'Auto Close' an open DocManager for this patient as it itself closes. You can set default behaviour on the Letter Writer's properties sheet and on the Letter Writer itself for 'this' letter.

## Other fixes

-  The New Clinical Notes will now work with Remote Laptop systems.
-  The New Clinical Notes Print 'All' will now print all without having to change the dates.
-  The Service Utilisations Report will now generate a complete file without popping up a file requester window. **If you have already submitted your Service Utilisations Report, you must resend it after applying this update.**